

Geochemical Study of Fumarolic Condensates from Paka Volcano, Kenya

George IGUNZA MULUSA

Mailing address, Geothermal Development Company

E-mail address, gigungza@gdc.co.ke

Keywords: Paka Volcano, fumarole condensates, geochemistry, isotopes, Kenya rift valley

ABSTRACT

Paka volcano is characterised by intense and widespread geothermal surface activity manifested in the form of fumaroles, hot grounds and hydrothermally altered rocks. It is located within the Kenya Rift Valley which is endowed with geothermal resource potential. This study seeks to reinterpret the results of a geochemical survey carried out by (Clarke, Woodhall, & Darling, 1990), (Dunkley, Smith, Allen, & Darling, 1993) and (Darling, Griesshaber, Andrews, Armannsson, & O'Nions, 1995). The main aims of this undertaking were to; (i) investigate the source of fluids in this volcano and their relationship with the tectonic assessment of the volcano; (ii) assess and evaluate the isotopic geothermometry temperatures; (iii) estimate the contributions of the three major CO₂ sources along convergent plate margins, i.e., the mantle, organic sediments, and marine limestones. The results of ³He/⁴He show that all the samples have values in excess of 1, indicating enrichment to varying degrees in mantle He, and the maximum ratio of 8.0 is comparable typical MORB values. The stable isotopes indicate that there is insufficient variation in the local groundwaters to account for all of the steam condensates by a simple process of primary steam separation from these waters. Fumarole 163 and 165 are more enriched in heavy isotopes than the local ambient groundwaters.

The $\delta^2\text{H}$ and $\delta^{18}\text{O}$ values of the steam condensate of most the samples are in reasonable agreement with the theoretical isotope compositions expected for the vapors separated through single-step boiling either at 250-100°C approximately from the undiluted deep geothermal liquid or at 310-250°C approximately from the diluted deep geothermal liquid. Isotopic geothermometry temperatures of samples 163 and 166 give 350 and 312°C, respectively, adopting the fractionation factors of Horita (2001), and 340 and 310°C, respectively, accepting the fractionation factors of Bottinga (1969). Despite all these the gases show a clear mantle origin.

1. INTRODUCTION

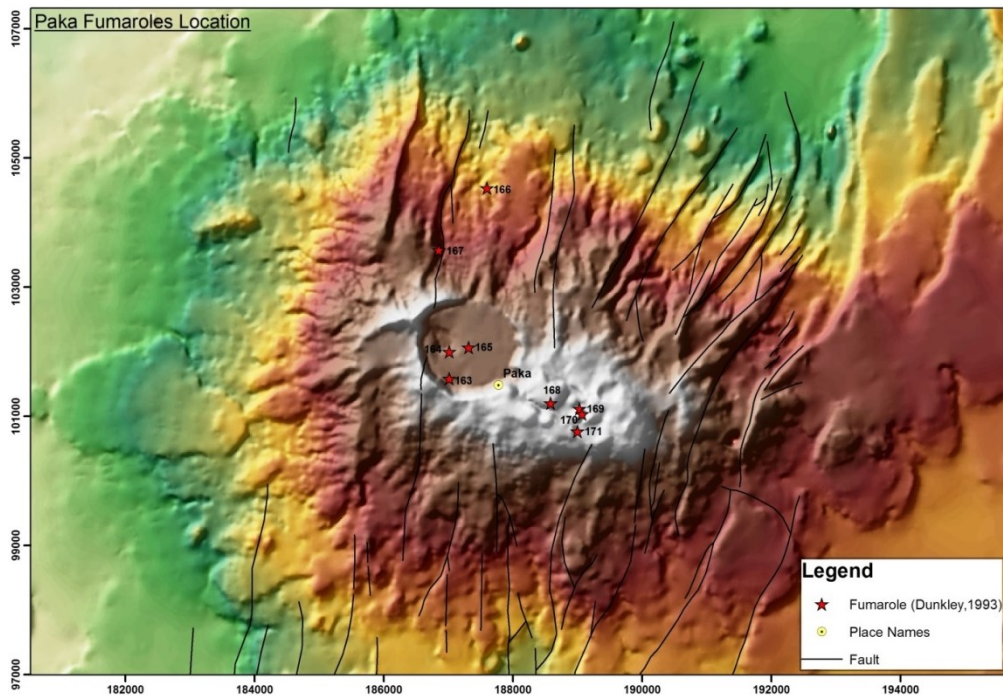


Figure 1: Map showing the location of fumaroles in Paka volcano. Modified from (Dunkley, et al., 1993).

The Paka volcano is one of the localities in the Kenya Rift endowed with geothermal resource potential. Occurrence of a geothermal system at Paka is manifested by the widespread fumarolic activity, hot grounds and hydro thermally altered rocks. The Paka prospect is

located atop a very young volcano that is marked by recent (~10Ka) eruptions (Darling, et al., 1995; Dunkley, Smith, Allen, & Darling, 1994; Glover, 1972; Omenda, 2007; Scea, 1974). Paka is a small shield volcano constructed largely by trachyte lavas and pyroclastic deposits. Surface geothermal activity is widely developed at Paka particularly within the summit craters and the northern flanks. It occurs in form of steaming grounds, fumaroles and hot grounds that is locally associated with intense hydrothermal alteration (Darling, et al., 1995). In some of these areas maximum temperatures exceed the local boiling point with the maximum temperature recorded being slightly over 97°C. Occurrences of Sulphur were observed in the fumaroles in the Eastern crater and it is an indication that the faults deep seated, and tapping directly from the magma.

The volcano is situated approximately 25 km north of Lake Baringo at 00° 25'N and 36° 12'E (Kipng'ok & Nyamongo, 2013) (Figure 1). The surface is rocky and rugged, covered by low cover of bush and shrubs. Widespread fumarolic activity, hot grounds and hydrothermally altered rocks characterize the geothermal prospect, particularly within the summit craters and to the northern flanks, with fine acicular crystals of sulfur depositions observed on the surface at a number of the fumarole sites. Lavas altered to red, purple and white clays, composed predominantly of kaolinite with alunite as described by (Kemp, 1989) were also common within the sites of active fumarolic activity (Kipng'ok & Nyamongo, 2013).

Previous work related to geochemistry was carried by British Geological Survey (BGS) between 1988 and 1992 in an exploration survey of the northern sector of the Kenya Rift Valley (Dunkley, et al., 1993). Their main objective was to investigate the geothermal activity of the volcanic centers between Lake Baringo and Lake Turkana. The results for Paka fumaroles from their survey indicated subsurface temperatures exceeding 300°C. Kenya Electricity Generating Company (KenGen) also conducted geo-scientific work in the area in 2006/2007 (Lagat et al., 2007) with an aim of determining the existence of a geothermal system in Paka and developing a conceptual model of the system. The fumaroles sampled during the investigation however, were significantly contaminated hence the gas compositions reported indicate excessive subsurface condensation of steam.

This paper reinterprets the results of a geochemical survey carried out by (Clarke, et al., 1990), (Dunkley, et al., 1993) and (Darling, et al., 1995). The main aims of this undertaking were to; (i) investigate the source of fluids in this volcano and their relationship with the tectonic assessment of the volcano; (ii) assess and evaluate the isotopic geothermometry temperatures; (iii) estimate the contributions of the three major CO₂ sources along convergent plate margins, i.e., the mantle, organic sediments, and marine limestones. The fumaroles selected for this study include PK1a (163), Paka PK1b (164), PK1c (165), PK4a (166), Paka PK 4b (167), PK7a (168), Paka PK 7b (169), Paka PK 7c (170) and Paka PK 7d (171), as in Table 1.

2. FUMAROLIC ISOTOPE GAS COMPOSITIONS

(Dunkley, et al., 1993) and (Darling, et al., 1995) reported the results of 3He/4He in the form of RA, which is the ratio of 3He/4He in the sample to that of the atmosphere (1.4 x 10⁻⁶) corrected for air contamination on the basis of the Ne/He ratio. The results showed that all the samples have values in excess of 1, indicating enrichment to varying degrees in mantle He, and the maximum ratio of 8.0 is comparable typical MORB values and with He issuing from the active carbonatites volcano of Oldoinyo Lengai in the rift in Northern Tanzania (Javoy, Pineau, Staudacher, Cheminee, & Krafft, 1989).

Table 1: Fumarole condensate unstable isotope chemistry (δ¹³C in permil vs. PDB, He ratio in RA).

Fumarole	Code	Temp	δ ¹³ C _{CO2}	δ ¹³ C _{CH4}	³ He/ ⁴ He	C/ ³ He	Source
Paka PK1a	163	96.2	-2.9	-24.9	7.9	2.4	Darling et al., (1995)
Paka PK 4a	166	95.3	-3.4	-27.8	6.17	3.2	"
Paka PK 7a	168	94	-2.7	-22.2	3.63	1.6	"

Table 2: Fumarole condensate stable isotope chemistry in permil vs. SMOW.

Fumarole	Code	Temp	δ ² H	δ ¹⁸ O	source
Paka PK1a	163	96.2	7	-2.3	Dunkley et al.,(1993)
Paka PK1b	164	91.2	10	-1.2	"
Paka PK1c	165	91	2	-2.8	"
Paka PK 4b	167	95.5	-18	-4	"
Paka PK 7a	168	94	-13	-3.5	"
Paka PK 7b	169	91	-22	-5.2	"
Paka PK 7c	170	91	-21	-4.8	"
Paka PK 7d	171	92	-26	-5.7	"

From the $\delta^{13}\text{C}$ values of approximately -20 to -30‰ (Dunkley, et al., 1993), it appears that the methane cannot be of biogenic origin, but neither is it likely to be synthesised from CO_2 or H_2 at high temperatures because of the absence of alkene gases which are thought to be produced under such conditions.

As for the stable isotopes, (Dunkley, et al., 1993) indicate that there is insufficient variation in the local groundwaters to account for all of the steam condensates by a simple process of primary steam separation from these waters. Fumarole 163 and 165 are more enriched in heavy isotopes than the local ambient groundwaters.

2.1 The $\delta^2\text{H}$ and $\delta^{18}\text{O}$ Values of Fumarolic Steam Condensates

Before investigating the isotope characteristics of fumarolic steam condensates from the study area, it is advisable to inspect the correlation plots of $\delta^2\text{H}$ values vs. temperature and $\delta^{18}\text{O}$ values vs. temperature (Figure 2). Both diagrams point out the occurrence of a significant correlation between isotope values and outlet temperature of fumarolic discharges, excluding samples 164, 165 and 167 which shows anomalously high $\delta^2\text{H}$ and $\delta^{18}\text{O}$ values. Excluding samples 164, 165 and 167, the following linear regression equations between isotope values and outlet temperature (in $^\circ\text{C}$) have been obtained.

$$\delta^2\text{H} = 5.0884 \cdot T - 517.9 \quad (N = 4; R^2 = 0.9174) \quad (1)$$

$$\delta^{18}\text{O} = 0.5668 \cdot T - 55.99 \quad (N = 4; R^2 = 0.8436) \quad (2)$$

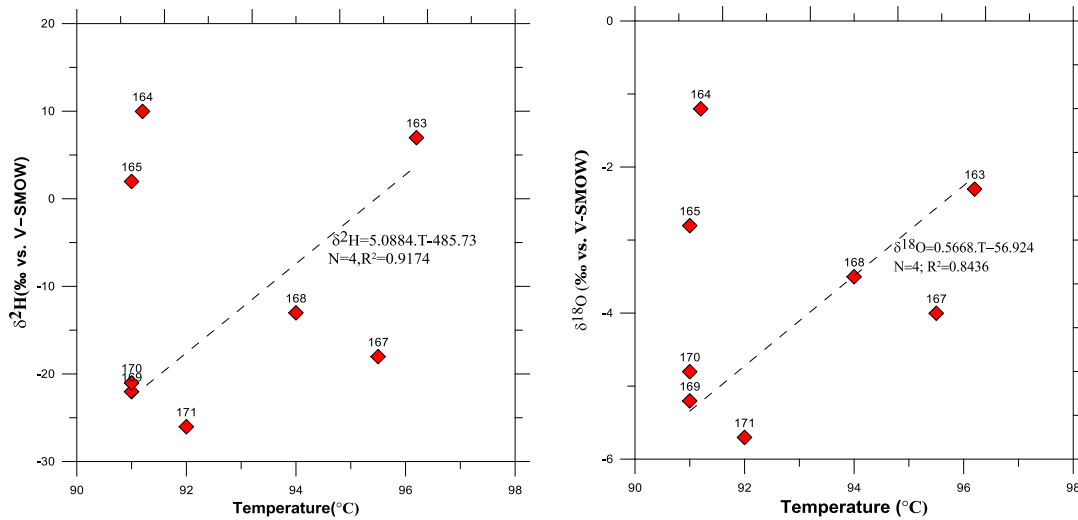


Figure 2: Correlation plots of temperature vs. $\delta^2\text{H}$ values, left and temperature vs. $\delta^{18}\text{O}$ values, (right) values for the fumarolic steam condensates from Paka.

Equations (1) and (2) have then been used to compute the $\delta^2\text{H}$ and $\delta^{18}\text{O}$ values of samples 164, 165 and 167, which resulted to be -53.84‰, -4.30‰, -54.86‰ and -4.41‰ and -31.96‰ and -1.86‰ respectively. These calculated isotope values differ from the measured values (10‰ and -1.2‰, 2‰ and -2.8‰ and -18‰ and -4‰, respectively) much more than expected based on analytical uncertainties (typically $\pm 1\text{‰}$ for $\delta^2\text{H}$ values and $\pm 0.05\text{‰}$ for $\delta^{18}\text{O}$ values) and have been adopted in the following discussion.

That the $\delta^2\text{H}$ and $\delta^{18}\text{O}$ values (both indicated as δ_v) of the vapor separated at temperature T_s , in a single-step, from a geothermal liquid of incipient boiling temperature T_o and isotopic composition δ_o are constrained by the following relation (Giggenbach, 1987; Giggenbach & Stewart, 1982), which is based on the assumption of isotopic equilibrium between separated vapor and liquid at separation temperature:

$$\delta_v = \delta_o - 1000 \ln a_{L-V} (1 - y) \quad (3)$$

In this equation, $1000 \ln a_{L-V}$ is the liquid-vapor equilibrium fractionation factor at separation temperature and y is the steam fraction, which is computed by means of the following relationship for isoenthalpic steam separation:

$$y = \frac{H_o - H_L}{H_v - H_L} \quad (4)$$

Where H stands for the specific enthalpy of the subscripted phase under saturation conditions, i.e., coexistence of vapor and liquid. Use of the enthalpies of pure water (Lemmon, McLinden, & Friend, 2005) is a reasonable approximation as long as the contents of dissolved substances in geothermal liquids are low enough.

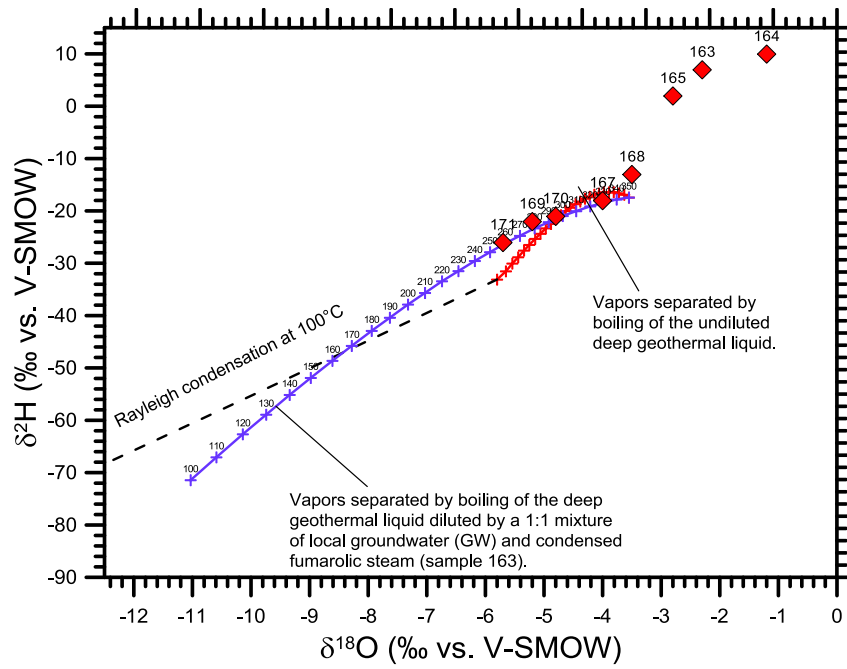


Figure 3: Correlation plot of $\delta^2\text{H}$ vs. $\delta^{18}\text{O}$ values for the fumarolic steam condensates from the study area. Also shown are the theoretical isotope composition of the vapors separated at decreasing temperature (at steps of 10°C , until 100°C) through single-step boiling of both (i) the undiluted deep geothermal liquid, initially at 350°C (red line and crosses; separation temperatures are not indicated) and (ii) the deep geothermal liquid diluted through addition of a 1:1 mixture of local groundwater and fumarolic steam condensate, represented by sample 163 (violet line and crosses; separation temperatures are indicated). The theoretical isotope composition of the residual steam generated through Rayleigh condensation at 100°C from the vapor separated at 100°C through boiling of the undiluted deep geothermal liquid is also reported (black dashed line).

Since separated vapor and liquid are assumed to be in isotopic equilibrium at separation temperature, the isotopic composition of the separated liquid is then computed by means of the equation:

$$\delta_L = \delta_V + 1000 \ln \alpha_{L-V} \quad (5)$$

Liquid-vapor fractionation factors of O and H isotopes for pure water from 0°C to the critical temperature are given by the following relationships ((Horita & Wesolowski, 1994), T in K):

$$1000 \cdot \ln \alpha_{L-V(\text{H})} = 1158.8 \frac{T^3}{10^6} - 1620.1 \frac{T^2}{10^6} + 794.84 \frac{T}{10^3} - 161.04 + 2.9992 \frac{10^9}{T^3} \quad (6)$$

$$1000 \cdot \ln \alpha_{L-V(\text{O})} = -7.685 + 6.7123 \frac{10^3}{T} - 1.6664 \frac{10^6}{T^2} + 0.35041 \frac{10^9}{T^3} \quad (7)$$

Another process possibly affecting vapor discharges is Rayleigh condensation at 100°C or a slightly lower temperature. The isotopic effects of this process were computed by means of the following relationship (e.g., (Faure, 1986); (Clark & Fritz, 1997)):

$$\delta_v = (\delta_{v,0} + 1000) \cdot (1 - c)^{(\alpha_{L-V} - 1)} - 1000 \quad (8)$$

Where $\delta_{v,0}$ and δ_v refer to the isotopic composition of the steam before condensation and after condensation, respectively, and c is the fraction of condensed steam.

By using equations (3) to (5) and the fractionation factors given by equations (6) and (7), the $\delta^2\text{H}$ and $\delta^{18}\text{O}$ values were computed for the vapors separated in a single step at decreasing temperatures T_s (at intervals of 10°C , until 100°C) from a boiling geothermal liquid with the average isotope composition of sample 163 (namely $\delta^2\text{H} = -7\text{‰}$ and $\delta^{18}\text{O} = -2.3\text{‰}$) and an initial temperature T_0 of 350°C . The choice of this temperature is based on the gas geothermometry. Results are represented by the red line and crosses in Figure 3.

The $\delta^2\text{H}$ and $\delta^{18}\text{O}$ values were also calculated for the vapors separated in a single step at decreasing temperatures T_s (at intervals of 10°C , until 100°C) from the deep geothermal liquid diluted through addition of a 1:1 mixture of local groundwater and fumarolic steam condensate, represented by sample 163 ($T = 96.3^\circ\text{C}$). Owing to the lack of analytical data, the isotope composition of local groundwater was computed by means of equations (9) and (10) for an infiltration altitude of 1250 m asl, which is reasonable assumption for the upper parts of the Paka volcano all around the caldera, obtaining a $\delta^2\text{H}$ value of -7.7‰ and a $\delta^{18}\text{O}$ value of -1.64‰ .

$$\delta^{18}\text{O} = -0.0029 \text{H} + 1.99 \quad (9)$$

$$\delta^2\text{H} = -0.0148 \text{H} + 10.82 \quad (10)$$

The temperature of local groundwater was assumed to be 34.5°C based on the ambient borehole temperature of the area. Results are represented by the violet line and crosses in Figure 3.

The effects of Rayleigh condensation at 100°C on the vapor separated at 100°C through boiling of the undiluted deep geothermal liquid have been computed too. Results are shown by the black dashed line in Figure 3.

The $\delta^2\text{H}$ and $\delta^{18}\text{O}$ values of the steam condensate samples 166, 167, 168, 169, 170 and 171 are in reasonable agreement with the theoretical isotope compositions expected for the vapors separated through single-step boiling either: (i) at $250\text{--}100^\circ\text{C}$ approximately from the undiluted deep geothermal liquid or (ii) at $310\text{--}250^\circ\text{C}$ approximately from the diluted deep geothermal liquid. Samples 163, 164 and 165 can be explained assuming either single-step separation at 100°C from the undiluted deep geothermal liquid followed by limited steam condensation or single-step separation at $190\text{--}220^\circ\text{C}$ from the diluted deep geothermal liquid.

The isotope values of these three fumaroles, all positioned in the central caldera (see Figure 1 for the location of fumaroles and steaming grounds), suggest that they represent the surface expression of the major upflow zone of the deep reservoir liquid.

The isotope compositions of steam condensate samples 168, 169, 170 and 171 (collected in the eastern caldera) can be explained assuming either single-step separation at 100°C from the undiluted deep geothermal liquid followed by considerable steam condensation or single-step separation at $150\text{--}210^\circ\text{C}$ from the diluted deep geothermal liquid. These sites correspond to peripheral locations with respect to the major upflow zone of the deep reservoir liquid.

Finally, the steam condensate samples 167 and 168, collected outside the caldera, to the north, exhibits a very light isotope composition, in reasonable agreement with the theoretical $\delta^2\text{H}$ and $\delta^{18}\text{O}$ values expected for the vapor separated through single-step boiling at 100°C approximately from the diluted deep geothermal liquid. Also this site corresponds to a marginal position with respect to the major upflow zone of the deep reservoir liquid.

2.2 The $\delta^{13}\text{C}$ of Carbon Dioxide and Methane

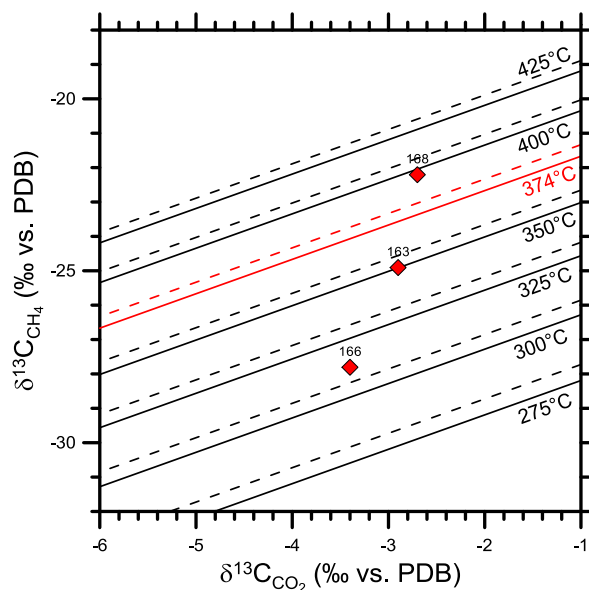


Figure 4: Plot of $\delta^{13}\text{C}_{\text{CH}_4}$ vs. $\delta^{13}\text{C}_{\text{CO}_2}$ values for the gases of the study area, also showing the isotherms computed by means of the equilibrium isotope fractionation factors of both (Bottinga, 1969), dashed lines, and (Horita, 2001), solid lines.

The $\delta^{13}\text{C}$ values of CO_2 and CH_4 have been measured for some fumarolic effluents from Paka volcano (Table 2) ((Dunkley, et al., 1993); (Darling, et al., 1995)). Samples analysed for the $\delta^{13}\text{C}$ values of both CO_2 and CH_4 are represented in the plot of $\delta^{13}\text{C}_{\text{CH}_4}$ vs.

$\delta^{13}\text{C}_{\text{CO}_2}$ (Figure 4), also showing relevant isotherms computed by means of the equilibrium isotope fractionation factors of both (Bottinga, 1969) and (Horita, 2001), which differ by 0.30 to 0.45‰ units at temperatures between 430 and 280°C.

According to the data samples 163, 166 and 168 have almost similar $\delta^{13}\text{C}$ values of CO_2 , ranging from -2.9 to -3.4‰. Sample 168 gave the lowest values probably due to absorption of atmospheric CO_2 during sample storage. This is a recurrent problem when isotopic CO_2 analyses are performed on Giggenbach's bottles, whereas this problem is not reported when isotopic measurements of CO_2 are undertaken on dry gas samples (Marini & Fiebig, 2005). While the $\delta^{13}\text{C}$ values of CH_4 are inversely related with temperature and H_2O concentrations. According to the results sample 168 (-22.2‰) appears to most affected by secondary processes whereas samples 163 and 166 (-24.9 ‰ and -27.8‰) are the least affected.

Based on this analysis data of available data, the most reliable geothermometric indications are provided by samples 163 and 166, that is: (i) 350 and 312°C, respectively, adopting the fractionation factors of (Horita, 2001), and (ii) 340 and 310°C, respectively, accepting the fractionation factors of (Bottinga, 1969).

2.3 The $\text{CO}_2/{}^3\text{He}$ Ratios

The $\text{CO}_2/{}^3\text{He}$ ratios reported by (Darling, et al., 1995), see Table 1, are contrasted with the corresponding $\delta^{13}\text{C}$ values of CO_2 in the plot of Figure 5 (from Sano & Marty, 1995). This effective graphical tool was originally proposed to estimate the contributions of the three major CO_2 sources along convergent plate margins, i.e., the mantle, organic sediments, and marine limestones. Interestingly, Paka fumarolic gases have typical mantle values, as already noted by (Darling, et al., 1995).

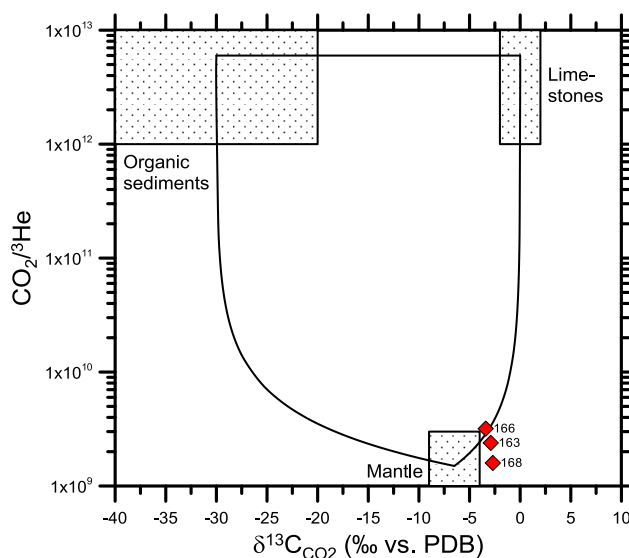


Figure 5: Plot of $\delta^{13}\text{C}_{\text{CO}_2}$ values vs. $\text{CO}_2/{}^3\text{He}$ ratio (from Sano & Marty, 1995), showing the characteristics of the three main CO_2 sources (mantle, organic sediments, and limestones) and their contribution to the fumarolic fluids of Paka.

REFERENCES

- Bottinga, Y.: Calculated fractionation factors for carbon and hydrogen isotope exchange in the system calcite-carbon dioxide-graphite-methane-hydrogen-water vapor, *Geochimica et cosmochimica acta*, **33(1)**, (1969), 49-64.
- Clark, I. D., & Fritz, P.: Environmental isotopes in hydrogeology, *CRC press*, (1997).
- Clarke, M. C. G., Woodhall, D. G., & Darling, G.: Geological, volcanological and hydrogeological controls of the occurrence of geothermal activity in the area surrounding Lake Naivasha, Kenya: Ministry of Energy (1990).
- Darling, W., Griesshaber, E., Andrews, J., Armannsson, H., & O'Nions, R.: The origin of hydrothermal and other gases in the Kenya Rift Valley, *Geochimica et cosmochimica acta*, **59(12)**, (1995), 2501-2512.
- Dunkley, P., Smith, M., Allen, D., & Darling, W.: The geothermal activity and geology of the northern sector of the Kenya Rift Valley, *International Geology Review*, **36(1)**, (1993), 101-103.
- Dunkley, P., Smith, M., Allen, D., & Darling, W.: The geothermal activity and geology of the northern sector of the Kenya Rift Valley, *International Geology Review*, **36(1)**, (1994), 101-103.
- Faure, G.: Principles of isotope geology (Vol. 589), *Wiley New York*, (1986).
- Giggenbach, W.: Redox processes governing the chemistry of fumarolic gas discharges from White Island, New Zealand, *Applied geochemistry*, **2(2)**, (1987), 143-161.

- Giggenbach, W., & Stewart, M.: Processes controlling the isotopic composition of steam and water discharges from steam vents and steam-heated pools in geothermal areas, *Geothermics*, **11(2)**, (1982), 71-80.
- Glover, R.: Chemical characteristics of water and steam discharges in the Rift Valley of Kenya, Unpublished Report, *Geothermal Resources Exploration Project*, United Nations–East Africa Power and Lighting, Nairobi, Kenya, **59**, (1972).
- Horita, J.: Carbon isotope exchange in the system CO₂-CH₄ at elevated temperatures, *Geochimica et cosmochimica acta*, **65(12)**, (2001), 1907-1919.
- Horita, J., & Wesolowski, D. J.: Liquid-vapor fractionation of oxygen and hydrogen isotopes of water from the freezing to the critical temperature, *Geochimica et cosmochimica acta*, **58(16)**, (1994), 3425-3437.
- Javoy, M., Pineau, F., Staudacher, T., Cheminee, J., & Krafft, M.: Mantle volatiles sampled from a continental rift: the 1988 eruption of Oldoinyo Lengai (Tanzania), *Terra*, **1**, (1989), 324.
- Kemp, S. J.: X-ray diffraction studies of alteration/sinter samples from Kenya Rift Valley, *British Geological Survey*, (1989).
- Kipng'ok, J., & Nyamongo, J.: Fumarole gas geochemistry of Paka geothermal prospect, North Rift, Kenya, *Geothermal Resources Council Transactions*, **37**, (2013).
- Lagat, J. K., Omenda, P. O., Mungania, J., Mariita, N. O., Wambugu, J. M., Opondo, K., Wetangula, G.: Geo-scientific Evaluation of the Paka Geothermal Prospect. In L. J.K (Ed.), *KenGen Internal report: KenGen*, (2007).
- Lemmon, E., McLinden, M., & Friend, D.: Thermophysical properties of fluid systems, NIST chemistry webbook, *NIST standard reference database*, **69**, (2005).
- Marini, L., & Fiebig, J.: Fluid geochemistry of the magmatic-hydrothermal system of Nisyros (Greece), (2005).
- Omenda, P.: Status of geothermal exploration in Kenya and future plans for its development, *short course II on surface exploration for geothermal resources*, (2007).
- Sano, Y., & Marty, B.: Origin of carbon in fumarolic gas from island arcs, *Chemical Geology*, **119(1)**, (1995), 265-274.
- Sceal, J.: The Geology of Paka Volcano and the Country to the East, Baringo District, Kenya. Royal Holloway, University of London (1974).